REVISIONS		
ISS	ZONE	DESCRIPTION\PER REQUEST\DATE

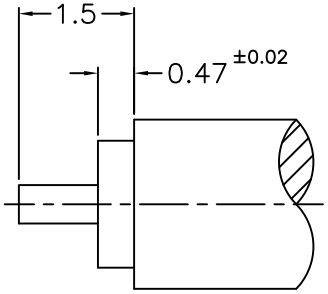

RECOMMENDED
CABLE STRIPPING DIM'S
（建議剝線尺寸）

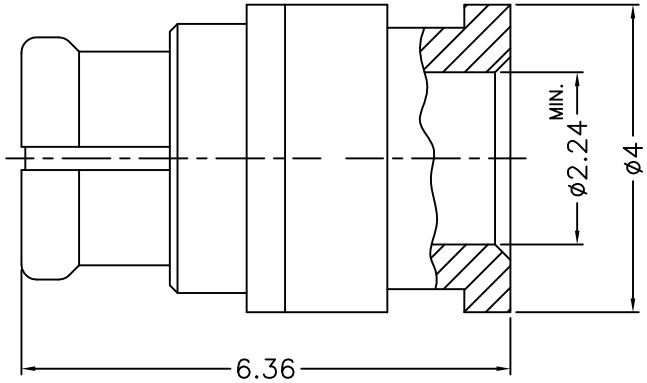

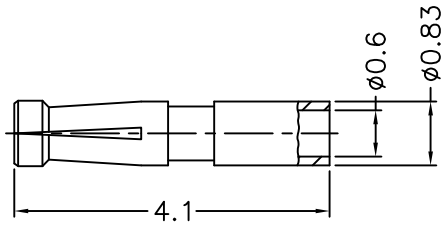

NOTES: FINISH (PLATING THICKNESS IN MICRO-INCHES)
1. BERYLLIUM COPPER
2. GOLD PL. 3 MIN. THICK OVER NICKEL PL. 50 MIN. THICK OVER COPPER PL. 50 MIN. THICK
3. PTFE

RoHS COMPLIANT

NO.	DESCRIPTION	MATERIAL	FINISH	Q'TY	DRAWING NO.
4	CONTACT PIN	NOTE 1	NOTE 2		
3	RETAINER RING	NOTE 1	NOTE 2		
2	INSULATOR	NOTE 3	NATURAL		
1	BODY	NOTE 1	NOTE 2		

DIMENSIONS ARE IN MILLIMETERS
UNLESS OTHERWISE SPECIFIED TOLERANCES
0.5–6 = ±0.2
6–30 = ±0.4
30–120 = ±0.6
120–315 = ±1
315–1000 = ±1.6
1000–2000 = ±2.4

SCALE 10/1 | ISSUE A

PART NO.

APPROVED DATE 06–19–'20

CHECKED DATE 06–19–'20

DRAWN DATE 06–19–'20

G.L.I.

TITLE SMP DIRECT SOLDER PLUG (F)
(FOR .085, .086 SEMI–RIGID CABLE)

DRAWING NO. SMP–6181A4–28–50

FILE NO. R:\D\DWG\SMP\6181A4\28\50