REVISIONS		
ISS	ZONE	DESCRIPTION\PER REQUEST\DATE
A1	A-5	ADDED PART NO.\N/A\06-19-'17

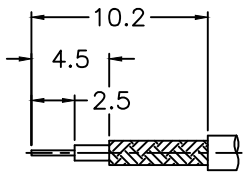

RECOMMENDED
CABLE STRIPPING DIM'S
(建議剝線尺寸)

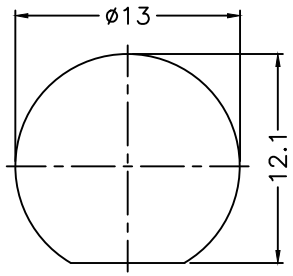

RECOMMENDED
MOUNTING HOLE
(建議架設孔)

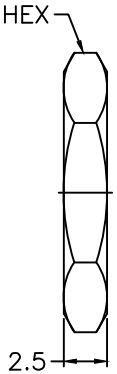

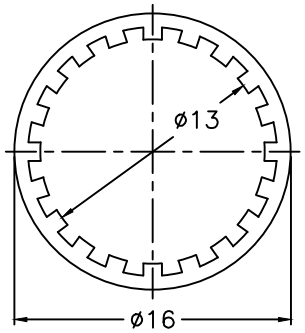

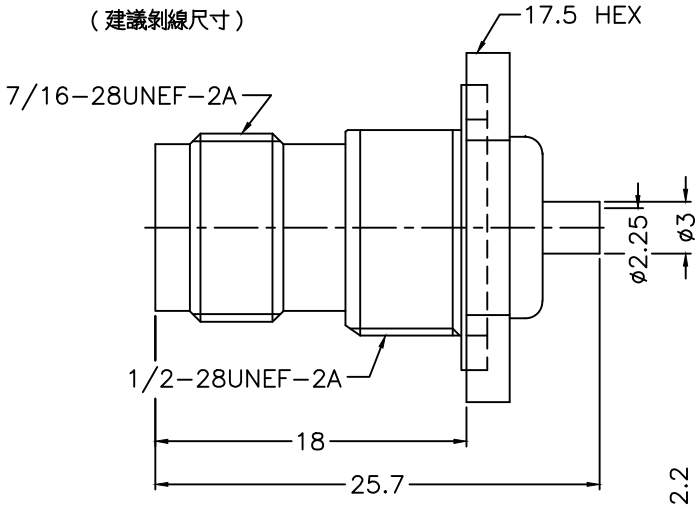

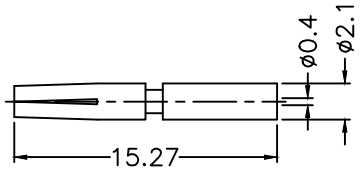

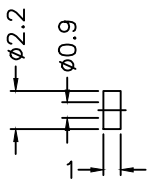

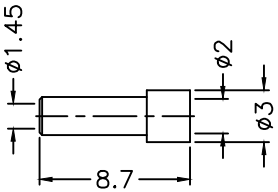

NOTES: FINISH (PLATING THICKNESS IN MICRO-INCHES)
1. BRASS
2. NICKEL PL. 100 MIN. THICK OVER COPPER PL. 50 MIN. THICK
3. PHOSPHOR BRONZE
4. GOLD PL. 3 MIN. THICK OVER NICKEL PL. 50 MIN. THICK OVER COPPER PL. 50 MIN. THICK
5. TEFLON

1. CRIMPED FERRULE HEX CRIMP SIZE .1"
2. CONTACT PIN TO SOLDER

RoHS COMPLIANT

NO.	DESCRIPTION	MATERIAL	FINISH	Q'TY	DRAWING NO.
10	FERRULE	NOTE 1	NOTE 2	1	FR-20-30-87
9	INSULATOR	NOTE 5	NATURAL	1	71628-6411U1-9T
8	CONTACT PIN	NOTE 3	NOTE 4	1	900-6481A1-8-0.4
7	HEX NUT	NOTE 1	NOTE 2	1	HN-14-1228-25
6	LOCK WASHER	NOTE 1	NOTE 2	1	LW-13-16-05
5	GASKET	RUBBER	RED	1	GS-122-160-15
4	BARREL	NOTE 1	NOTE 2	1	71628-6411U1-4
3	INSULATOR	NOTE 5	NATURAL	1	900-6481A1-3-50T
2	BODY	NOTE 1	NOTE 2	1	71628RP-6121A1-2
1	HOUSING	NOTE 1	NOTE 2	1	71628-6411U3-1

DIMENSIONS ARE IN MILLIMETERS

UNLESS OTHERWISE SPECIFIED TOLERANCES
0.5-6 = ±0.2
6-30 = ±0.4
30-120 = ±0.6
120-315 = ±1
315-1000 = ±1.6
1000-2000 = ±2.4

SCALE 2.5/1 | ISSUE A1

PART NO.

APPROVED DATE 06-19-'17

CHECKED DATE 06-19-'17

DRAWN DATE 06-19-'17

G.L.I.

TITLE
TNC BULKHEAD JACK
(FOR RG-178, 196 CABLE)

DRAWING NO.
71628-6411U3-01-50

FILE NO. R:\D\G\DWG\71628\6411U3\01\50