REVISIONS		
ISS	ZONE	DESCRIPTION\PER REQUEST\DATE

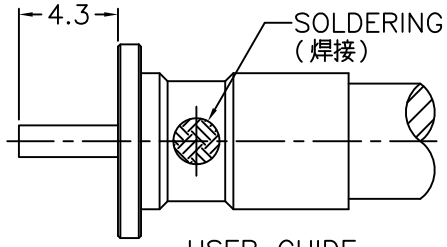

USER GUIDE
(使用指導)

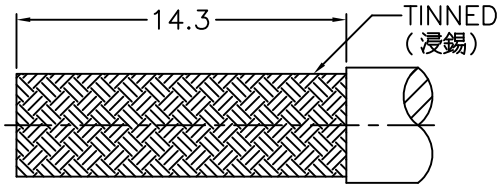

RECOMMENDED
CABLE STRIPPING DIM'S
(建議剝線尺寸)

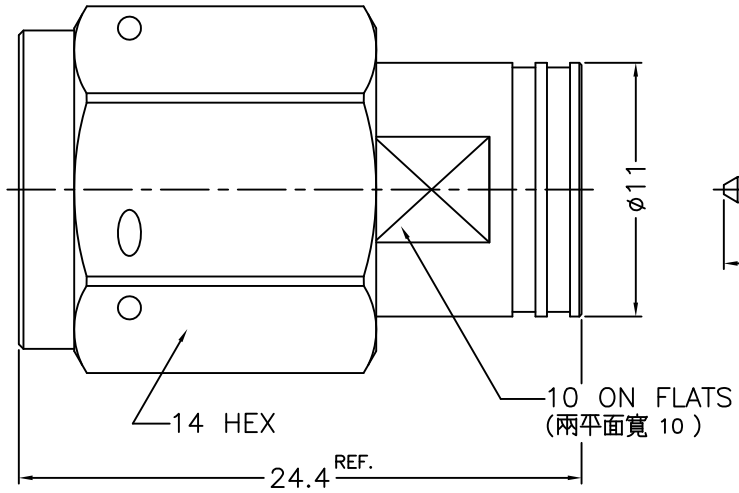

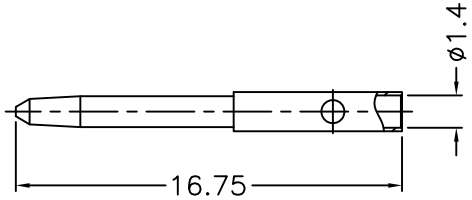

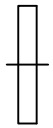

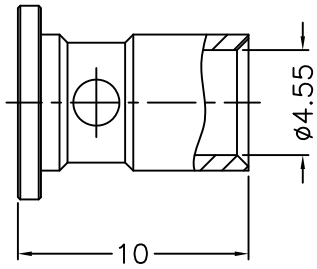

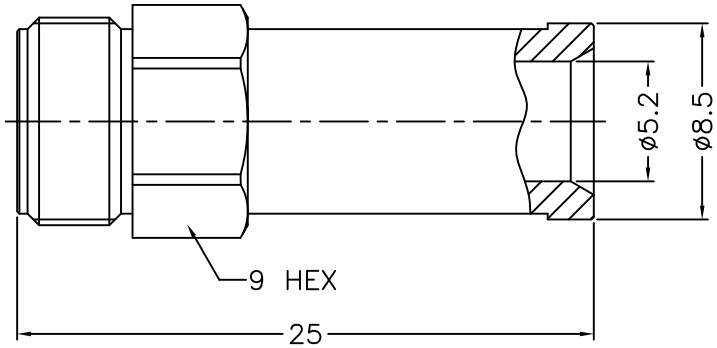

NOTES: FINISH (PLATING THICKNESS IN MICRO-INCHES)
1. BRASS
2. PHOSPHOR BRONZE
3. THIN GOLD OVER NICKEL PL. 50 MIN. THICK OVER COPPER PL. 50 MIN. THICK
4. GOLD PL. 3 MIN. THICK OVER NICKEL PL. 50 MIN. THICK OVER COPPER PL. 50 MIN. THICK
5. STAINLESS STEEL
6. PASSIVATED
7. PTFE

RoHS COMPLIANT

NO.	DESCRIPTION	MATERIAL	FINISH	Q'TY	DRAWING NO.
9	NUT	NOTE 5	NOTE 6		
8	BRAID HOLDER	NOTE 1	NOTE 3		
7	INSULATOR	NOTE 7	NATURAL		
6	CONTACT PIN	NOTE 1	NOTE 4		
5	SHELL	NOTE 5	NOTE 6		
4	RETAINER RING	NOTE 2	NATURAL		
3	GASKET	SILICONE	RED		
2	INSULATOR	NOTE 7	NATURAL		
1	BODY	NOTE 5	NOTE 6		

DIMENSIONS ARE IN MILLIMETERS

UNLESS OTHERWISE SPECIFIED TOLERANCES
0.5–6 = ±0.2
6–30 = ±0.4
30–120 = ±0.6
120–315 = ±1
315–1000 = ±1.6
1000–2000 = ±2.4

SCALE 3/1 | ISSUE 1

PART NO.

APPROVED | DATE 06-29-'21

CHECKED | DATE 06-29-'21

DRAWN ALAN | DATE 06-29-'21

G.L.I.

TITLE
TNC DIRECT SOLDER PLUG
(FOR TIMES HF-190 CABLE)

DRAWING NO. 71628-1181H1-A1-50

FILE NO. R:\D\DWG\71628\1181H1\A1\50