REVISIONS		
ISS	ZONE	DESCRIPTION\PER REQUEST\DATE
B	A–2	NO.1 WAS CHANGED\RD–DM031015002\10–15–'14
C	B–2	NO.10'S MATERIAL WAS CHANGED\RD–DM050330001 \03–30–'16
D	B–2	NO.10'S MATERIAL WAS CHANGED\RD–DM050804001 \08–05–'16

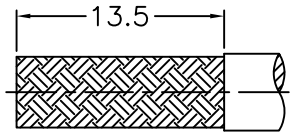

RECOMMENDED
CABLE STRIPPING DIM'S
（建議剝線尺寸）

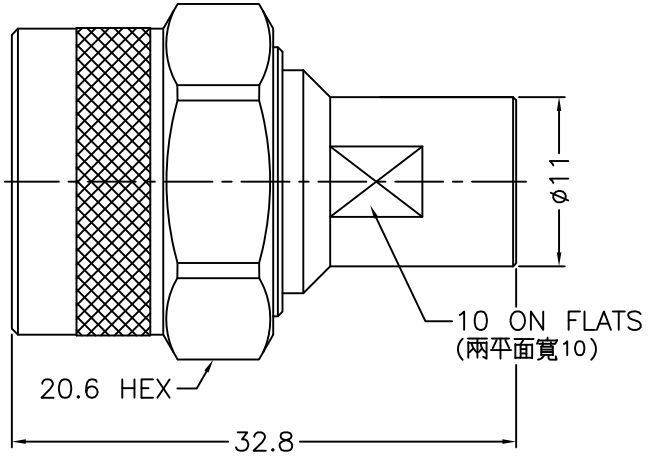

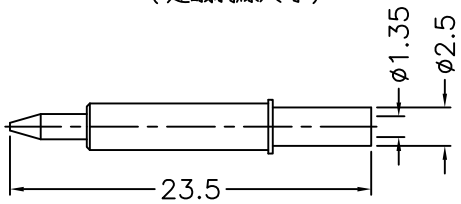

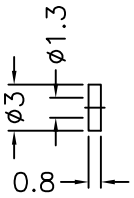

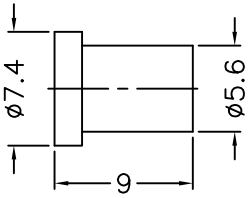

NOTES: FINISH (PLATING THICKNESS IN MICRO–INCHES)
1. BRASS
2. NICKEL PL. 100 MIN. THICK OVER COPPER PL. 50 MIN. THICK
3. GOLD PL. 3 MIN. THICK OVER NICKEL PL. 50 MIN. THICK OVER COPPER PL. 50 MIN. THICK
4. TEFLON
5. STAINLESS STEEL
6. PASSIVATED

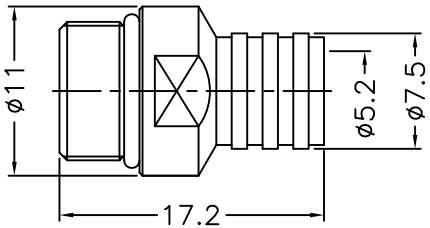

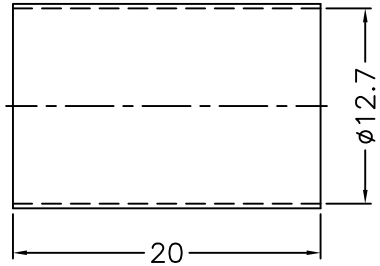

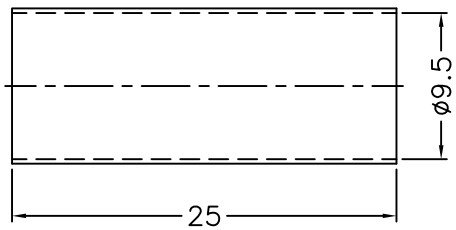

RoHS COMPLIANT

NO.	DESCRIPTION	MATERIAL	FINISH	Q'TY	DRAWING NO.
13	HEAT SHRINK TUBING	WITH GLUE	BLACK	1	GHT–95–250L
12	HEAT SHRINK TUBING	WITH GLUE	BLACK	1	GHT–127–200L
11	NUT	NOTE 1	NOTE 2	1	NUT–9005–52 –172
10	GASKET	SILICONE	RED	1	GS–80–100–10
9	BRAID HOLDER	NOTE 1	NOTE 2	1	1436–1141G3–8
8	INSULATOR	NOTE 4	NATURAL	1	5824–1141H4–8T
7	CONTACT PIN	NOTE 1	NOTE 3	1	5824–1141H4–7
6	RETAINER RING	SUS 304	NOTE 6	1	5824–1000–7
5	GASKET	SILICONE	RED	1	GS–80–156–15
4	CONTACT BODY	NOTE 1	NOTE 2	1	5824–1000–5A
3	INSULATOR	NOTE 4	NATURAL	1	5824–1141H2–3 –50T
2	BODY	NOTE 1	NOTE 2	1	5824–1141H4–2
1	SHELL	NOTE 5	NOTE 6	1	5824–1111G1–7S

DIMENSIONS ARE IN MILLIMETERS

UNLESS OTHERWISE SPECIFIED TOLERANCES
0.5–6 = ±0.2
6–30 = ±0.4
30–120 = ±0.6
120–315 = ±1
315–1000 = ±1.6
1000–2000 = ±2.4

SCALE	2/1	ISSUE	D

PART NO.

APPROVED — DATE 08–05–'16

CHECKED — DATE 08–05–'16

DRAWN — DATE 08–05–'16

G.L.I.

TITLE
N CLAMP PLUG
(FOR LL142 CABLE)

DRAWING NO. 5824–1141H5–A1–50

FILE NO. R:\D\G\DWG\5824\1141H5\A1\50