REVISIONS		
ISS	ZONE	DESCRIPTION\PER REQUEST\DATE

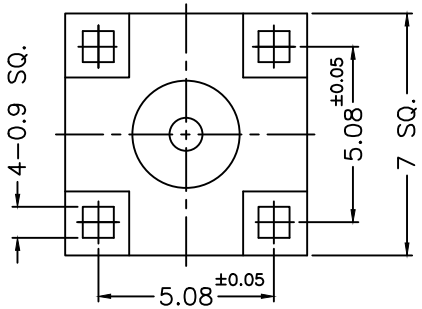

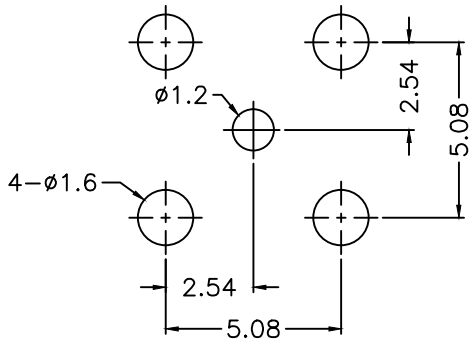

PCB MOUNTING HOLE
（印刷電路板架設孔）

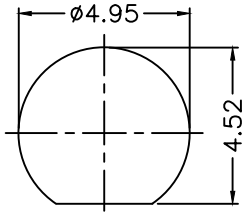

RECOMMENDED
MOUNTING HOLE
（建議架設孔）

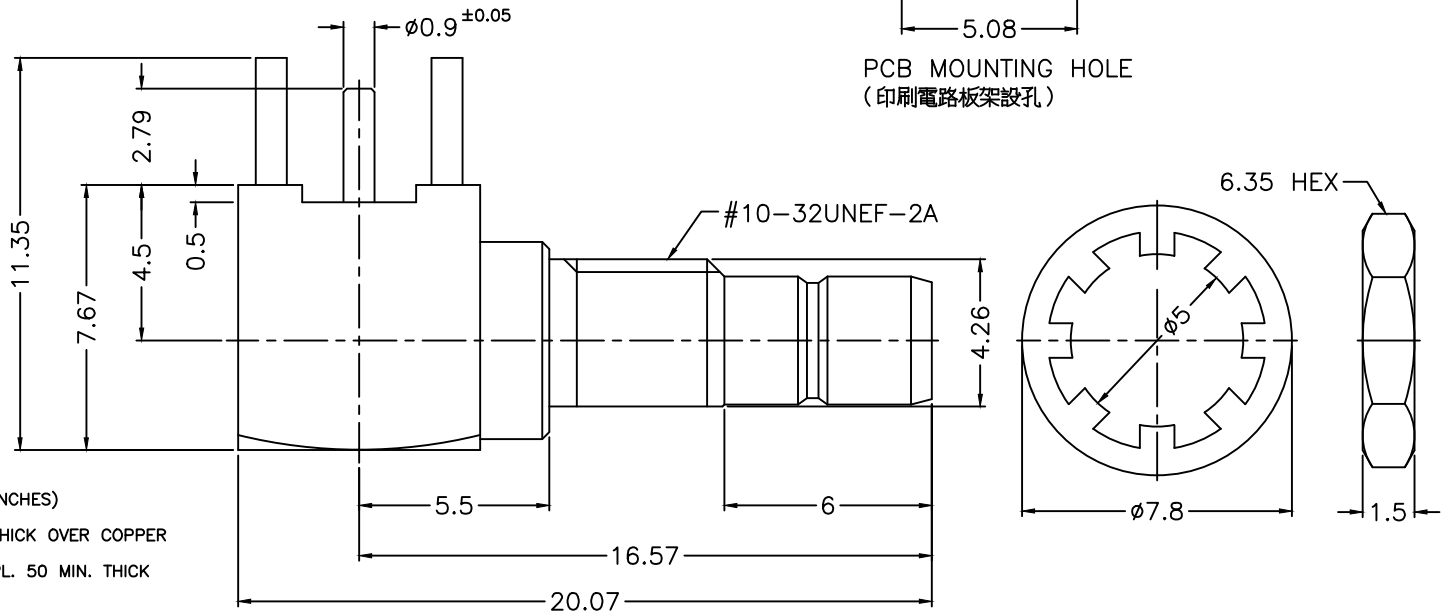

NOTES: FINISH (PLATING THICKNESS IN MICRO-INCHES)
1. BRASS
2. THIN GOLD OVER NICKEL PL. 50 MIN. THICK OVER COPPER PL. 50 MIN. THICK
3. GOLD PL. 3 MIN. THICK OVER NICKEL PL. 50 MIN. THICK OVER COPPER PL. 50 MIN. THICK
4. TEFLON

1. MAX. PANEL THICKNESS=3.7mm

NO.	DESCRIPTION	MATERIAL	FINISH	Q'TY	DRAWING NO.
7	HEX NUT	NOTE 1	NOTE 2	1	HN-635-1032-15
6	LOCK WASHER	NOTE 1	NOTE 2	1	LW-50-78-05
5	INSULATOR	NOTE 4	NATURAL	1	500-1452B1-5T
4	CONTACT PIN	NOTE 1	NOTE 3	1	500-1452B1-4
3	INSULATOR	NOTE 4	NATURAL	1	500-1452B1-3-50T
2	BODY	NOTE 1	NOTE 2	1	500-1452B1-2
1	HOUSING	NOTE 1	NOTE 2	1	500-1452B1-1

DIMENSIONS ARE IN MILLIMETERS

UNLESS OTHERWISE SPECIFIED TOLERANCES
0.5-6 = ±0.2
6-30 = ±0.4
30-120 = ±0.6
120-315 = ±1
315-1000 = ±1.6
1000-2000 = ±2.4

SCALE	5/1	ISSUE	A

PART NO.

APPROVED		DATE 08-08-'12
CHECKED		DATE 08-08-'12
DRAWN	ANGELA	DATE 08-08-'12

G.L.I.

TITLE: SMB R/A BULKHEAD PCB MOUNT JACK

DRAWING NO. 500-1452B1-50

FILE NO. R:\D\G\DWG\500\1452B1\50