REVISIONS		
ISS	ZONE	DESCRIPTION\PER REQUEST\DATE

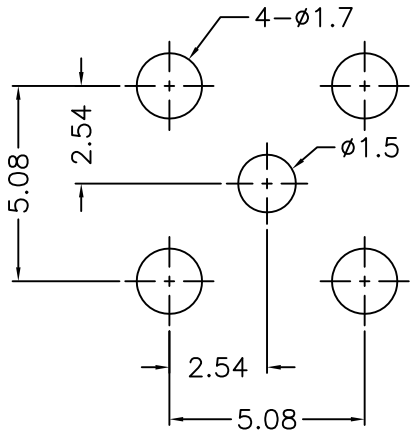

PCB MOUNTING HOLE
(印刷電路板架設孔)

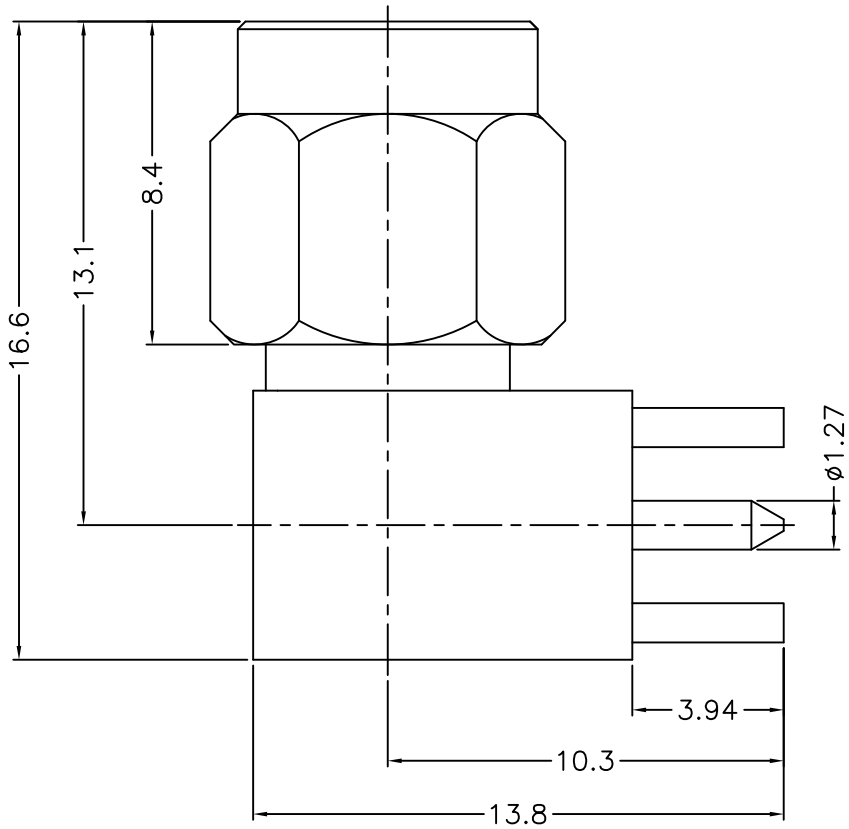

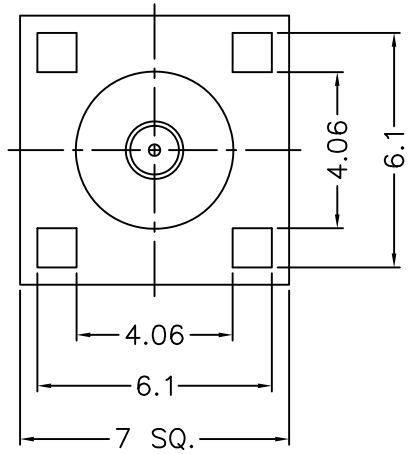

NOTES: FINISH (PLATING THICKNESS IN MICRO−INCHES)
1. BRASS
2. THIN GOLD OVER NICKEL PL. 50 MIN. THICK OVER COPPER PL. 50 MIN. THICK
3. GOLD PL. 3 MIN. THICK OVER NICKEL PL. 50 MIN. THICK OVER COPPER PL. 50 MIN. THICK
4. TEFLON

RoHS COMPLIANT

NO.	DESCRIPTION	MATERIAL	FINISH	Q'TY	DRAWING NO.
9	COVER	NOTE 1	NOTE 2	1	CV−50−05
8	INSULATOR	NOTE 4	NATURAL	1	1436−1252A1−8T
7	CONTACT PIN	NOTE 1	NOTE 3	1	1436−1252A1−7
6	RETAINER RING	SUS 304	NATURAL	1	1436−1000−4
5	GASKET	SILICONE	RED	1	GS−43−60−06
4	INSULATOR	NOTE 4	NATURAL	1	1436−1112A4−3 −50T
3	CONTACT PIN	NOTE 1	NOTE 3	1	1436−1112A4−4
2	BODY WITH HOUSING	NOTE 1	NOTE 2	1	1436−1252A1−2
1	SHELL	NOTE 1	NOTE 2	1	1436−1000−1

DIMENSIONS ARE IN MILLIMETERS

UNLESS OTHERWISE SPECIFIED TOLERANCES
0.5−6 = ±0.2
6−30 = ±0.4
30−120 = ±0.6
120−315 = ±1
315−1000 = ±1.6
1000−2000 = ±2.4

SCALE	5/1	ISSUE	A

PART NO.

APPROVED	DATE	04−29−'16
CHECKED	DATE	04−29−'16
DRAWN	DATE	04−29−'16

G.L.I.

TITLE
SMA R/A P.C.B. MOUNT PLUG

DRAWING NO.
1436−1252A1−50

FILE NO. R:\D\G\DWG\1436\1252A1\50