REVISIONS		
ISS	ZONE	DESCRIPTION\PER REQUEST\DATE
B	D-3	NO.2'S DESIGN WAS CHANGED\RD-DM091029001 \10-29-'20

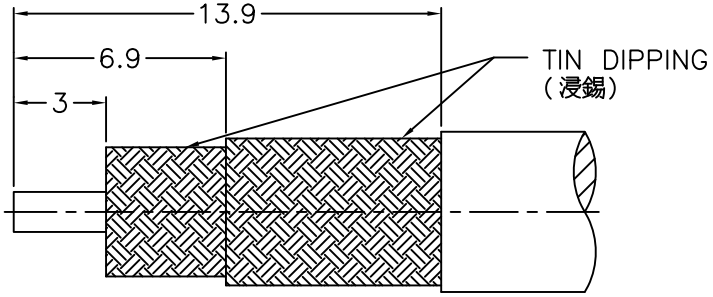

RECOMMENDED
CABLE STRIPPING DIM'S
(建議剝線尺寸)

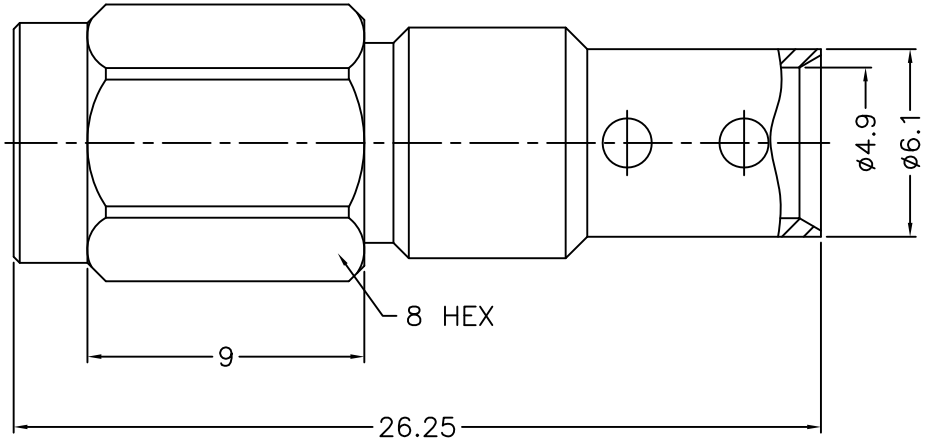

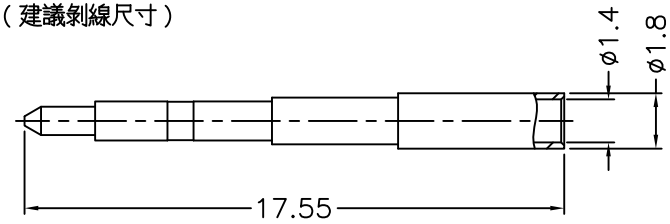

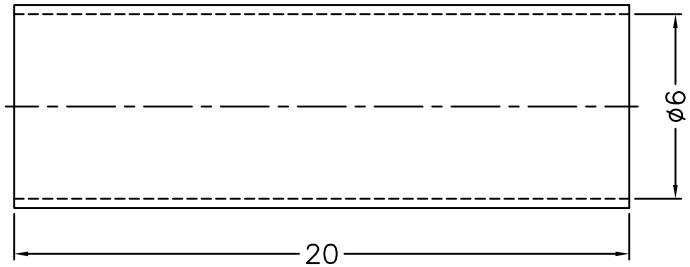

NOTES: FINISH (PLATING THICKNESS IN MICRO-INCHES)
1. BRASS
2. STAINLESS STEEL
3. PASSIVATED
4. GOLD PL. 5 MIN. THICK OVER ELECTROLESS NICKEL PL. 100 MIN. THICK
5. GOLD PL. 3 MIN. THICK OVER NICKEL PL. 50 MIN. THICK OVER COPPER PL. 50 MIN. THICK
6. PTFE

RoHS COMPLIANT

NO.	DESCRIPTION	MATERIAL	FINISH	Q'TY	DRAWING NO.
8	HEAT SHRINK TUBING		BLACK		
7	INSULATOR	NOTE 6	NATURAL		
6	CONTACT PIN	NOTE 1	NOTE 5		
5	GASKET	SILICONE	RED		
4	RETAINER RING	SUS 304	NOTE 3		
3	INSULATOR	NOTE 6	NATURAL		
2	BODY	NOTE 2	NOTE 4		
1	SHELL	NOTE 2	NOTE 4		

DIMENSIONS ARE IN MILLIMETERS

UNLESS OTHERWISE SPECIFIED TOLERANCES
0.5-6 = ±0.2
6-30 = ±0.4
30-120 = ±0.6
120-315 = ±1
315-1000 = ±1.6
1000-2000 = ±2.4

SCALE 4/1 | ISSUE B

PART NO.

APPROVED DATE 10-29-'20

CHECKED DATE 10-29-'20

DRAWN DATE 10-29-'20

G.L.I.

TITLE
SMA 26.5GHz DIRECT SOLDER PLUG
(FOR HP 190s CABLE)

DRAWING NO. 1436-1181SA7-A1-50

FILE NO. R:\D\DWG\1436\1181SA7\A1\50-B