REVISIONS		
ISS	ZONE	DESCRIPTION\PER REQUEST\DATE
A1	A–2	NO.3'S MATERIAL WAS CHANGED\N/A\08–29–'18
A2	D–4	VIEW WAS CHANGED\N/A\06–17–'19

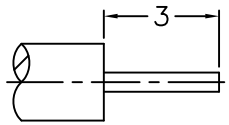

RECOMMENDED
CABLE STRIPPING DIM'S
（建議剝線尺寸）

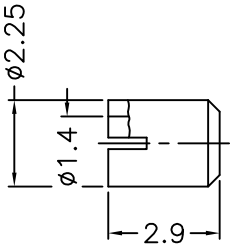

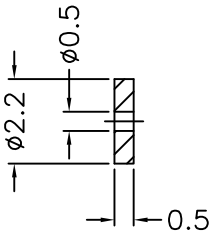

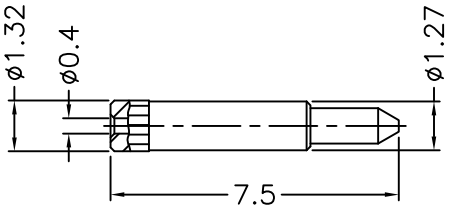

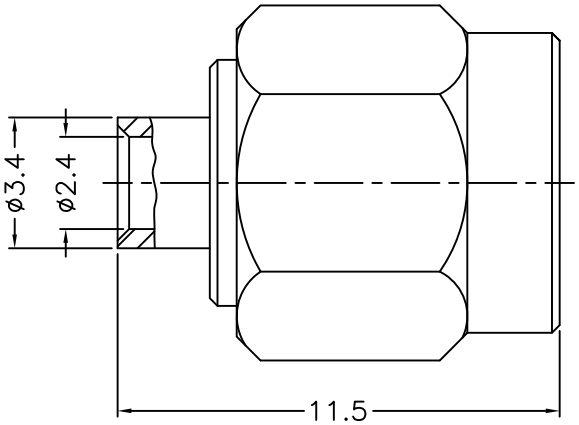

NOTES: FINISH (PLATING THICKNESS IN MICRO–INCHES)
1. BRASS
2. THIN GOLD OVER NICKEL PL. 50 MIN. THICK OVER COPPER PL. 50 MIN. THICK
3. GOLD PL. 3 MIN. THICK OVER NICKEL PL. 50 MIN. THICK OVER COPPER PL. 50 MIN. THICK
4. PTFE
5. PASSIVATED

RoHS COMPLIANT

NO.	DESCRIPTION	MATERIAL	FINISH	Q'TY	DRAWING NO.
8	FERRULE	NOTE 1	NOTE 2	1	
7	INSULATOR	NOTE 4	NATURAL	1	
6	CONTACT PIN	NOTE 1	NOTE 3	1	
5	INSULATOR	NOTE 4	NATURAL	1	
4	GASKET	SILICONE	RED	1	
3	RETAINER RING	SUS 304	NOTE 5	1	
2	BODY	NOTE 1	NOTE 2	1	
1	SHELL	NOTE 1	NOTE 2	1	

DIMENSIONS ARE IN MILLIMETERS

UNLESS OTHERWISE SPECIFIED TOLERANCES
0.5–6 = ±0.2
6–30 = ±0.4
30–120 = ±0.6
120–315 = ±1
315–1000 = ±1.6
1000–2000 = ±2.4

SCALE	5/1	ISSUE	A2

PART NO.

APPROVED — DATE 06–17–'19

CHECKED — DATE 06–17–'19

DRAWN — DATE 06–17–'19

G.L.I.

TITLE
SMA SEMI–RIGID PLUG
(FOR .047" CABLE)

DRAWING NO.
1436–1181J4–33–50

FILE NO. R:\D\G\DWG\1436\1181J4\33\50–A2