REVISIONS		
ISS	ZONE	DESCRIPTION\PER REQUEST\DATE
B	D-2	DESIGN WAS CHANGED\RD-DM061025001\10-25-'17

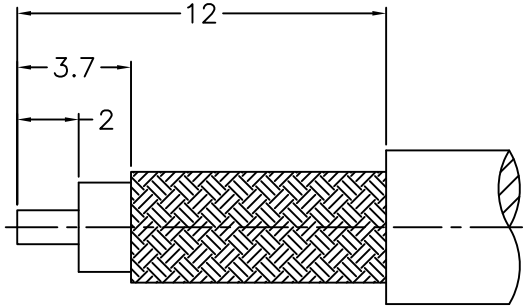

RECOMMENDED
CABLE STRIPPING DIM'S
（建議剝線尺寸）

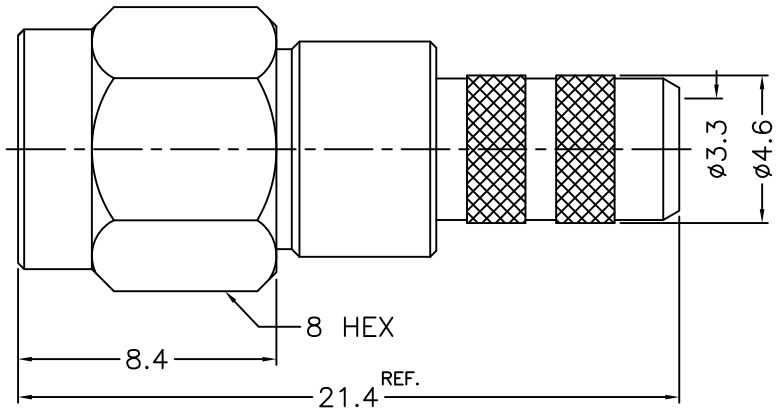

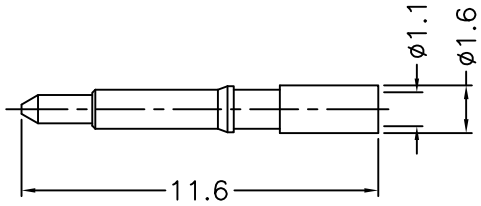

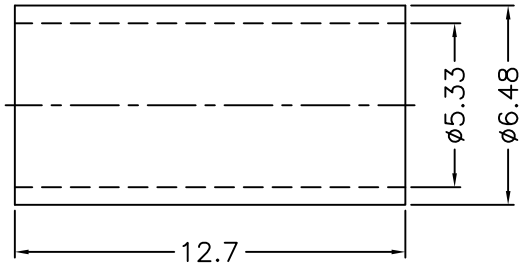

NOTES: FINISH (PLATING THICKNESS IN MICRO-INCHES)
1. BRASS
2. THIN GOLD OVER NICKEL PL. 50 MIN. THICK OVER COPPER PL. 50 MIN. THICK
3. GOLD PL. 3 MIN. THICK OVER NICKEL PL. 50 MIN. THICK OVER COPPER PL. 50 MIN. THICK
4. TEFLON
5. PASSIVATED

1. CRIMPED FERRULE
HEX CRIMP SIZE .213"
2. CONTACT PIN TO SOLDER

RoHS COMPLIANT

NO.	DESCRIPTION	MATERIAL	FINISH	Q'TY	DRAWING NO.
7	FERRULE	COPPER	NOTE 2	1	FR-533-648-127C
6	CONTACT PIN	NOTE 1	NOTE 3	1	1436-1111A4-6 -1.1
5	GASKET	SILICONE	RED	1	GS-43-60-06
4	RETAINER RING	SUS 304	NOTE 5	1	1436-1000-4
3	INSULATOR	NOTE 4	NATURAL	1	1436-1111A4-3 -50T
2	BODY	NOTE 1	NOTE 2	1	1436-1111A4-2 -08
1	SHELL	NOTE 1	NOTE 2	1	1436-1000-1

DIMENSIONS ARE IN MILLIMETERS

UNLESS OTHERWISE SPECIFIED TOLERANCES
0.5-6 = ±0.2
6-30 = ±0.4
30-120 = ±0.6
120-315 = ±1
315-1000 = ±1.6
1000-2000 = ±2.4

SCALE 4/1 | ISSUE B

PART NO.

APPROVED DATE 10-25-'17

CHECKED DATE 10-25-'17

DRAWN DATE 10-25-'17

G.L.I.

TITLE
SMA CRIMP PLUG
(FOR RG-58/U, 58A/U, 58C/U CABLE)

DRAWING NO.
1436-1111A4-06C-50

FILE NO. R:\D\G\DWG\1436\1111A4\06C\50